
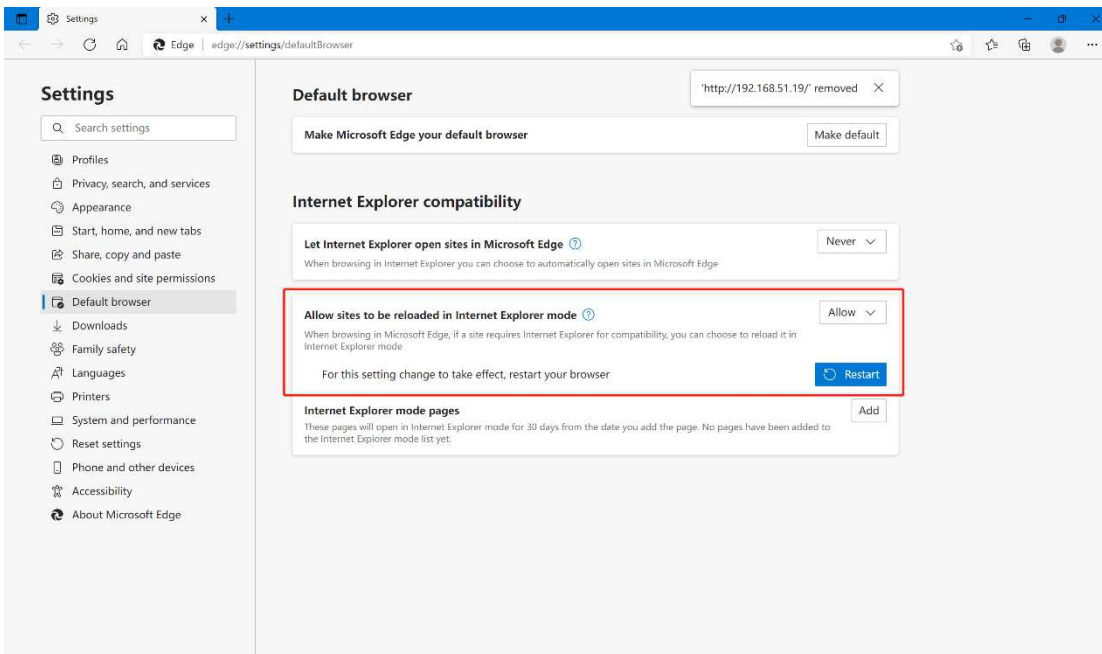


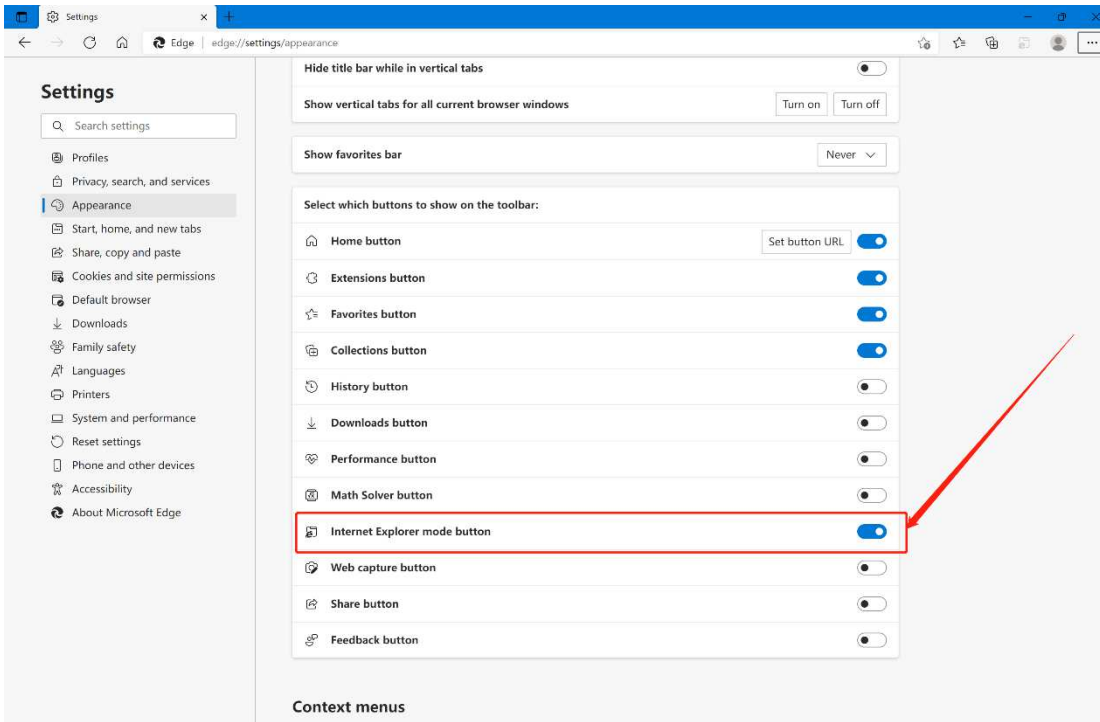
1. Open Microsoft Edge, click the **Settings**.



2. Go to **Default browser**, revise the **Allow sites to be reloaded in Internet Explorer mode** to **Allow**, click to **Restart** the Edge browser.



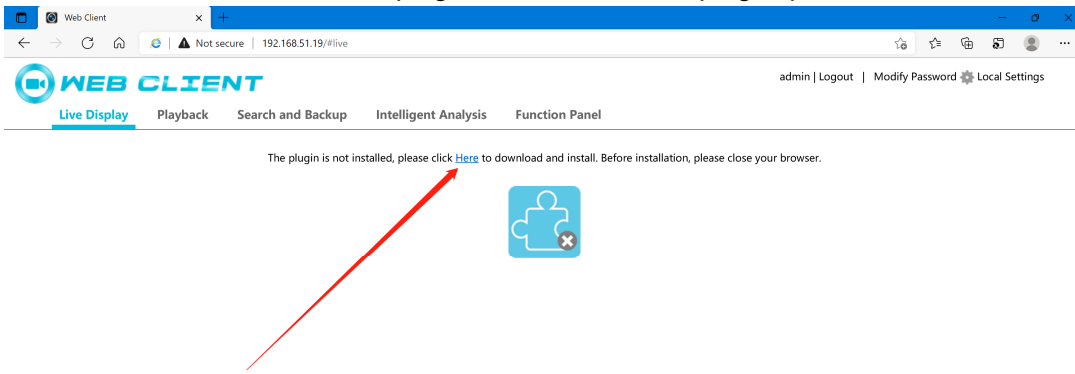
3. Select to **Appearance** interface, enable the **Internet Explorer mode button**.



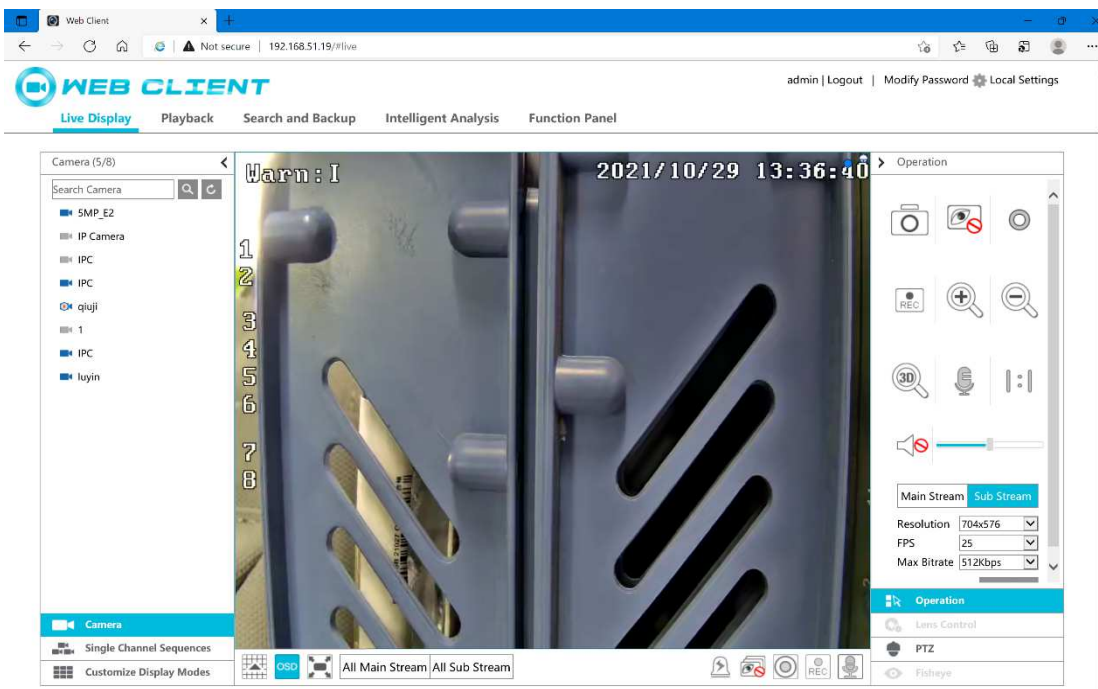
4. After enable the **Internet Explorer mode button**, it will appear in the tool area. Then input the NVR's IP address or www.autonat.com in the address column to access the webclient. After load to the webclient, click the **Internet Explorer mode button**, it will reload the webpage and switch to IE browser core.



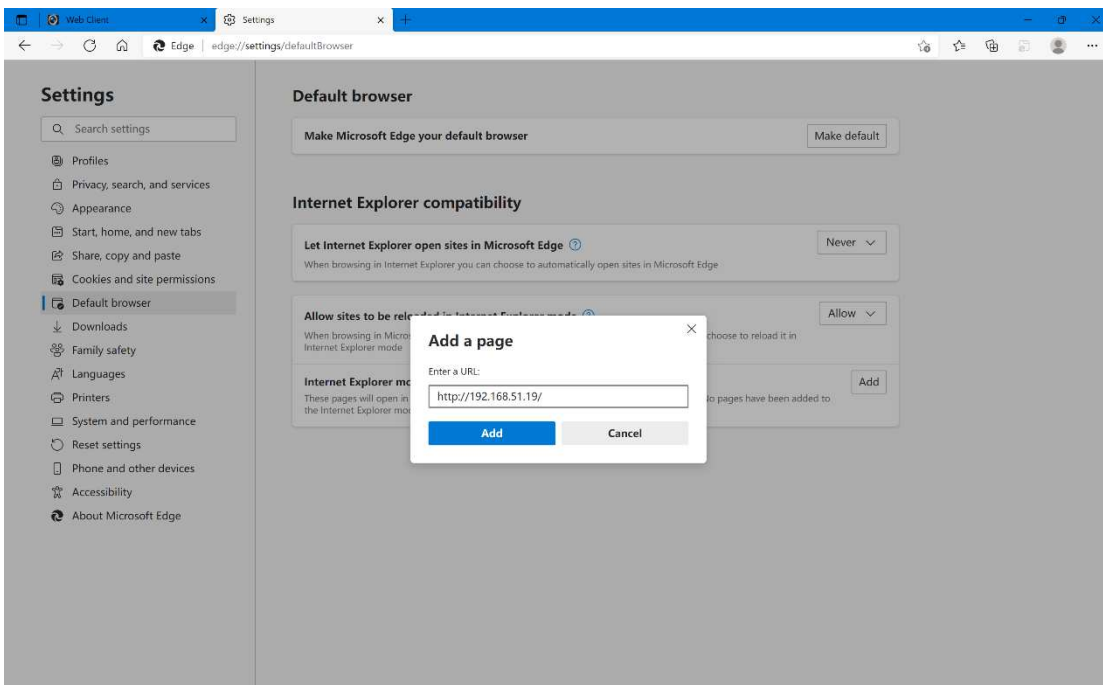
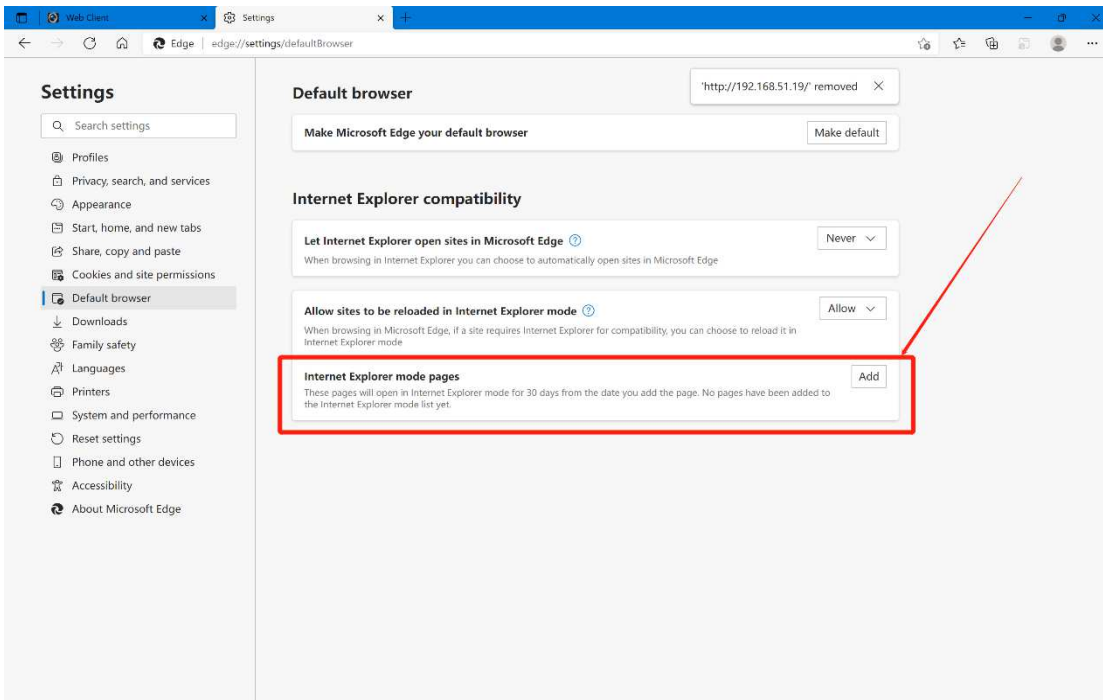
5. Click the **Here** to download plugin, before install the plugin, please close the browser first.



6. Open the Edge browser, input the NVR's IP address or www.autonat.com , click the **Internet Explorer mode** button or enable IE mode. Now the webclient works normal, all functions available just like in IE browser.



7. Go to **Settings, Default browser, Internet Explorer mode pages**, click the **Add** button to input the frequently-using NVR's IP address, after that, you will no need to manual enable the **Internet Explorer mode** when you access the NVR next time. The IP address standard is: http://***.***.***.*/, or NAT website, <http://www.autonat.com>, <https://www.autonat.com> .



Web Client x Settings x +

Edge | edge://settings/defaultBrowser

Settings

Search settings

- Profiles
- Privacy, search, and services
- Appearance
- Start, home, and new tabs
- Share, copy and paste
- Cookies and site permissions
- Default browser**
- Downloads
- Family safety
- Languages
- Printers
- System and performance
- Reset settings
- Phone and other devices
- Accessibility
- About Microsoft Edge

Default browser

Make Microsoft Edge your default browser Make default

http://192.168.51.19/ added X

Internet Explorer compatibility

Let Internet Explorer open sites in Microsoft Edge Never


When browsing in Internet Explorer you can choose to automatically open sites in Microsoft Edge

Allow sites to be reloaded in Internet Explorer mode Allow

When browsing in Microsoft Edge, if a site requires Internet Explorer for compatibility, you can choose to reload it in Internet Explorer mode

Internet Explorer mode pages Add

These pages will open in Internet Explorer mode for 30 days from the date you add the page. You have 1 page that'll automatically open in Internet Explorer mode.

Page	Date added	Expires	
 http://192.168.51.19/	10/29/2021	11/28/2021	